Disney·Pixar
INSIDE OUT

IN THEATRES
JUNE 19, 2015

HEADQUARTERS DOOR HANGER

MAKE THIS SIMPLE DOOR HANGER AND SHOW PEOPLE HOW YOU'RE FEELING

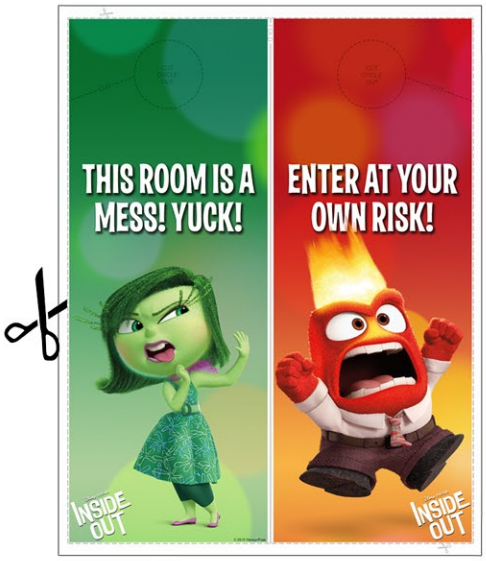

STEP 1:
CUT ALONG THE DOTTED LINE ON THE FOLLOWING THREE PAGES.



STEP 2:
FOLD EACH HANGER IN HALF AND GLUE OR TAPE TOGETHER.



STEP 3:
SLIDE THE DOOR HANDLE THROUGH THE SLIT TO HANG. CHOOSE WHICH HANGER REFLECTS HOW YOU'RE FEELING!

© 2015 DISNEY·PIXAR

CUT

CUT CIRCLE OUT

FOLD

YAY! YOU'RE HERE! COME IN!

Disney·PIXAR INSIDE OUT

© 2015 Disney·Pixar

CUT CIRCLE OUT

CUT

Disney·PIXAR

INSIDE OUT

CUT CIRCLE OUT

CUT

FOLD

GIVE ME A MOMENT... OR TWO.

Disney·PIXAR INSIDE OUT

© 2015 Disney·Pixar

CUT CIRCLE OUT

CUT

PROCEED WITH CAUTION!!!

Disney·PIXAR INSIDE OUT

CUT CIRCLE OUT

CUT

THIS ROOM IS A MESS! YUCK!

Disney·PIXAR INSIDE OUT

© 2015 Disney·Pixar

FOLD

CUT CIRCLE OUT

CUT

ENTER AT YOUR OWN RISK!

Disney·PIXAR INSIDE OUT